
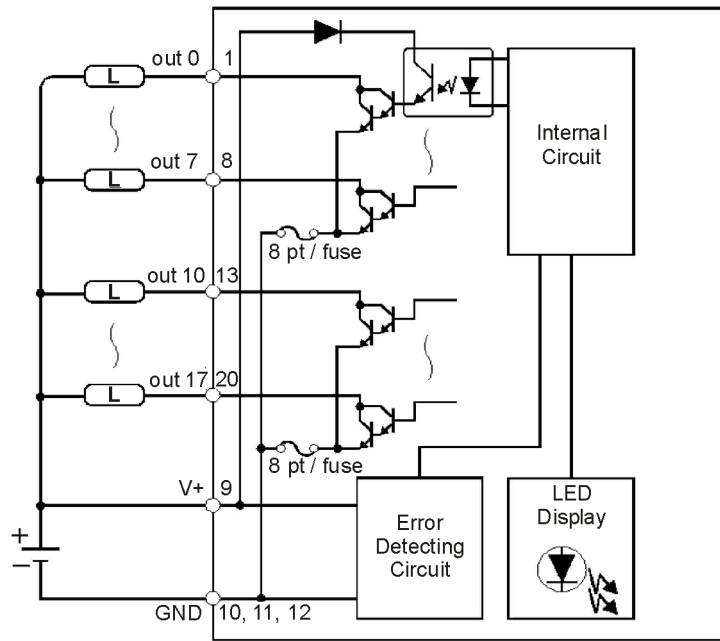


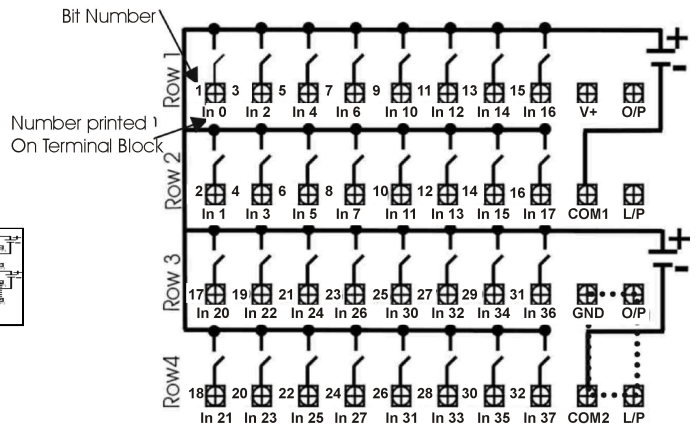



Specifications		
Number of input points	32 points	
Insulation method	Photocoupler	
Rated input voltage	12 VDC	24 VDC
Rated input current	3 mA	7 mA
Operating voltage range	9 VDC~28 VDC	
Turn ON state	Higher than 8 VDC/2 mA	
Turn OFF state	Lower than 4 VDC/1 mA	
Input impedance	3.3 K Ω	
Max. simultaneous input points	100% simultaneous ON (at 28 VDC)	
Response time	OFF \rightarrow ON	2 ms or less (24 VDC)
	ON \rightarrow OFF	2 ms or less (24 VDC)
Common terminal arrangement	16 points/common	
Internal current consumption	Max. 180 mA (all points ON)	
Operating indicator LED	ON state is indicated	
External connections	37-pt. D sub connector	
Weight	265 g	

Requires XDC20-TB Terminal Block & HDIO-CBL Cable



Module Connector





This diagram is for SINK wiring. For SOURCE wiring, change the polarity of the DC power source.

